

orbis

Company information around the globe

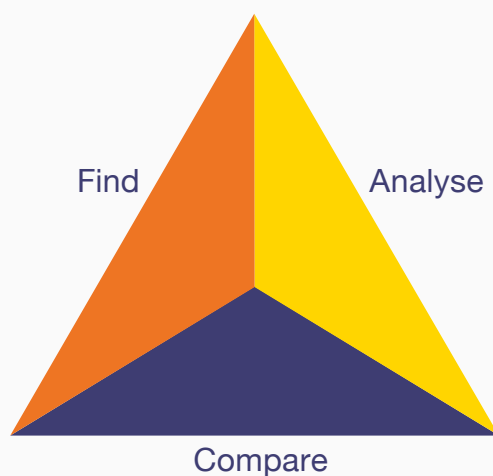


BUREAU VAN DIJK

bvinfo.com

Company information across the globe

Find, analyse and compare companies worldwide using Orbis



Orbis combines information from regulatory and other sources and delivers company information with added value.

Orbis has information on:

- 170 million companies across the globe*
- public and private companies – including banks and insurance companies
- financial strength metrics and projected financials
- associated news and independent research
- extensive corporate ownership structures and beneficial ownership
- original filed documents
- individuals associated with companies
- global M&A deals and rumours



BUREAU VAN DIJK

About Bureau van Dijk

We're experts in company information and business intelligence. We add value to company information. With comprehensive information on private companies and corporate structures we help our customers to be more efficient across a range of business challenges.



Key benefits of Orbis

The information provided by Orbis comes from a wealth of sources, yet is instantly comparable and searchable

Compare companies wherever they are in the world

You can search and compare across borders because reports are in standardised formats to accommodate regional variations in filing regulations and accountancy practices.


Ten years of history is offered per report with a longer history available on request via Orbis Historical.

Get exceptional coverage of private companies

Over 99% of the companies on Orbis are private.

Private company information is more difficult to obtain as the legal obligation to file accounts varies widely from country to country.

If full financial information is not available, Orbis provides alternative, less detailed reports and some items are estimated.



Use the same criteria when searching globally

Because we've created standardised formats, you can use the same criteria to search across the whole database.

You can search on actual financials, growth rates and estimates.







We've mapped international and local industry codes so you can use a single code when you search globally.

Build precise searches

You can choose from over 100 search criteria that can be combined to create very specific searches.

See related M&A deals and rumours

Our Zephyr database of M&A deals and rumours is fully integrated into Orbis, giving you exceptional coverage of deals and mergers across the world and the companies involved.



Understand corporate structures and hierarchies

We show comprehensive lists of direct and indirect subsidiaries and shareholders, a company's degree of independence, its ultimate owner and other companies in the same corporate family. Our ownership database is highly regarded for its scope and accuracy.

We collect information from a variety of additional sources including: official registers including SEC filings and stock exchanges, annual reports, private correspondence, telephone research, company websites and newswires.

Use our financial strength metrics

Specialists have designed financial models that work with our standardised company reports. They give you transparent, independent views and predictive indicators of a company's financial strength. They're ideal for assessing companies and benchmarking your own models.

Orbis also includes modelled projected financials for predictive analyses.

Access Orbis in a range of options

You can choose to access the entire Orbis database or subsections, for example by company size or regional coverage.

Orbis is also available via our end user platform Mint Global.

Orbis data and functionality can be integrated into your own systems via a range of Apps, Web Services and Add-Ins.

Data from Orbis can populate your analysis templates, enrich and refresh your in-house databases and be seamlessly integrated into your workflow.

Orbis is accessible from your tablet or mobile device.

You can choose an annual subscription or set up a Bureau van Dijk credit account for less frequent use.

Regional options include:

orbis europe

orbis americas

orbis asia - pacific

Unique high quality information

Orbis contains information from a diverse range of sources on companies worldwide



Coverage and timeliness

We select our information providers by their coverage, population, and proportion of companies with recent accounts. We maintain strong relationships with them and, when applicable, work proactively with them.

Quality and accuracy

We run quality and accuracy checks using a combination of automated and manual testing. All datasets are examined to guarantee consistent quality levels. If inaccuracies are found, we alert the information provider to take appropriate action.

Usability and relevance

We aggregate and link data from different sources to provide comprehensive, unique reports. These reports combine financial data from our external information providers with additional news, financial strength indicators, stock data, and so on.

We integrate official and well-known references, such as local activity codes, accounting formats and national identification numbers.

We accommodate different alphabets or characters so you can search companies in local and international formats.

We offer transparency about coverage, where data is sourced from and how data points are calculated. You can click on financial items to see the formulae, the data's derivation and the relevant values on the original filed document.

We also offer a range of options so you can tailor how the Orbis data is defined. For example, you can change the definition of ownership or create your own ratios.

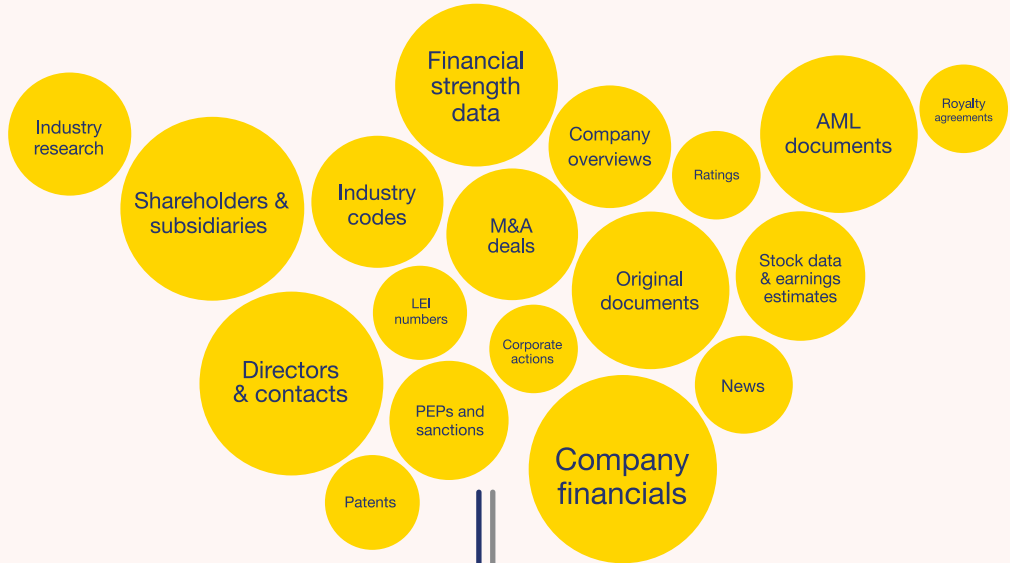


Bureau van Dijk delivers company information with added value

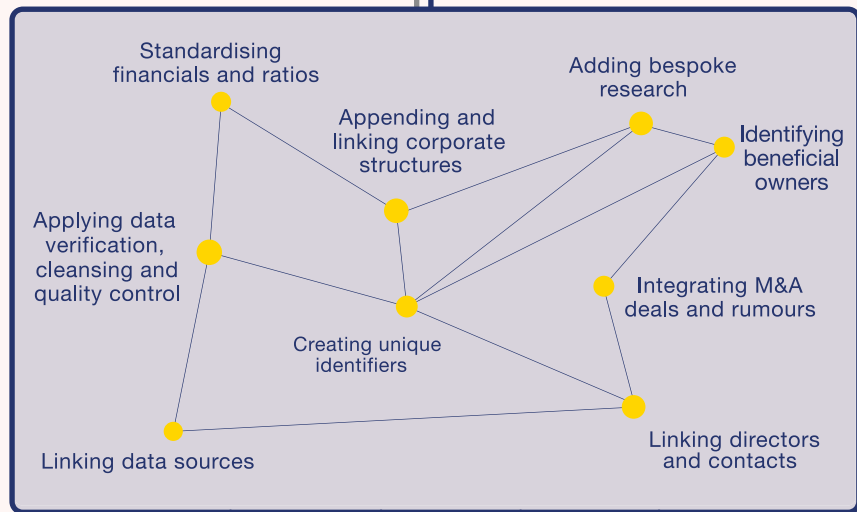


Input

Data is sourced by BvD from regulatory and other sources



BvD adds value



Adding user interface and data visualisation tools



Output

Comprehensive, standardised global information across a range of interfaces and solutions, that can be blended with your own data and integrated into your workflow



The ultimate solution for searching and analysing company information



A powerful, streamlined interface



Software platforms for specific business functions



Bespoke data and software solutions

Definitive content for researching companies

Contact information and summary

Includes company's details and incorporation date, including address, phone number, email address, URL and a link to the company's location on Google maps.

Unique identifiers

Crucial for integration projects. Each company has a BvD ID number, created from its national company number. Also included are local ID numbers and other important ID numbers including LEI (Legal Entity Identifier) numbers.

Industry and activities

Includes primary and secondary codes in several local and international classifications, plus business activity and description of products and services.

Links to EIU Country Profiles

Provides indicators about countries where companies are operating, such as population, GDP and EIU (Economist Intelligence Unit) Country Outlook, offering opinions on issues such as political stability and international relations.

Detailed overview

Available for millions of companies including their history, activities, scope of operations and business lines.

Financials

Provided in specific formats for corporates, banks and insurance companies. The corporate format is:

- Balance sheet 26 items
- P&L account 25 items
- Ratios 26 ratios

Your own data section

Allows you to create your own ratios and data fields.

Financial strength

Models from six independent providers that assess financial strength including probability of default.

Projected financials

Calculated by creating models that assess a company, its region and industry.

Mergers and acquisitions

Information on deals and rumours from our Zephyr database. The full Zephyr database, with its searching and analysis options, is integrated into Orbis.

AML documentation for financial institutions

Includes:

- AML Policy
- Articles of Association
- Banking License
- Certificate of Incorporation
- Extract from Commercial Register
- List of regulated financial institutions per regulator within each country
- US Patriot Act Certification





PEPs and sanctions

Individuals, companies and corporate groups are screened against PEPs and sanctions lists.

People

Includes:

- Advisors
- Auditors
- Board members
- Management
- Other contacts

News

Includes news linked to companies. We highlight news with a negative sentiment.

Independent industry and market research

Research is often from various providers and includes SWOT analyses.

Peer group report

A report that automatically compares the subject company to suggested peers.

Graphics

Illustrate the balance sheet, profit and loss account and any financial item over time as a value or index.

Private equity portfolios

Identify portfolios of specific private equity companies.

Corporate ownership information

This comprehensive and highly regarded dataset is exclusively available in BvD products. It includes:

- Shareholdings and subsidiaries
- Direct and indirect ownership
- Ultimate owners - domestic and global
- Independence indicator
- Corporate group - all companies with the same ultimate owner as the subject company
- Company tree diagrams
- Beneficial ownership
- Ability to calculate ownership using either 'bottom up' or 'top down' approaches
- Ability to edit definitions of ownership

Listed companies' additional sections

- Cash flow
- Customers, competitors and future outlook
- Description and history
- Full-coloured scanned, annual, interim and quarterly reports plus Corporate and Social Responsibility Reports. These are also available for many delisted companies
- More detailed accounts and interim accounts
- Ratings, updated daily
- Segment data
- Stock data including security and price details, current stock data, annual stock data, current stock valuation, monthly, weekly and daily pricing series



Integrated modules

Get direct access to the following datasets, complete with search criteria, via dedicated 'zones'

Contacts

An extensive database of directors, senior managers and other contacts associated with companies. Fully searchable, it has records for each contact showing current and previous positions and how they are linked to other contacts.

Royalty agreements

Information on licensing agreements and royalty rates involving the company.

Original documents

A vast library of locally filed 'scanned images', PDFs of annual reports and links to documents filed at registries. You can also get direct access to two document delivery services: GBR (Global Business Register) and RM Online.

Industry research

A range of expert research on industries and companies in a fully searchable database. Sources include the EIU, Global Data, Fitch Research, MarketLine and Morningstar.

Patents and intellectual property

A searchable database of patents associated with companies and various options to view patents by sector or groups.

M&A deals

The entire Zephyr database of M&A, IPO and venture capital deals and rumours is included as a separate zone in Orbis. Zephyr covers various deal types including M&A activity, IPOs, joint ventures and private equity deals.

News

A news service collating relevant stories from sources such as Dow Jones Newswires, NewsEdge (Acquire Media), Reuters and Zephyr. It's updated every 15 minutes.

Orbis Historical

Orbis reports cover up to ten years' history. But with Orbis Historical you can access historical data going back 15-20 years that's linked to current live firms.

To see historical information in the context of current company information, we have:

- used the same BvD ID numbers for Orbis Historical and the current version of Orbis
- 'treated' the historical data to make it compatible with current data so any changes we've made recently to ratio calculations are replicated in the historical data



Making Orbis content work for you

Use data from Orbis in your spreadsheets, analysis templates, and your own data systems and workflow

Exporting

You can download your research to all popular formats and integrate the graphs into your reports and presentations.

Creating your own alerts

You can tailor our flexible alerts service to watch individual companies for changes in areas such as new financials, M&A rumours or news stories.

Using analysis tools

Orbis includes various tools to analyse both individual and groups of companies, including statistical and peer analyses. The segmentation option creates a matrix that displays a group of companies broken down by your choice of variables.

Creating your own data options

As well as the numerous ratios and financials provided in Orbis, you can create your own. You can also bring in your own data fields to include in your reports. For example, you can append information to reports such as how much a company spends with you.

Using data visualisation tools

Various visualisation tools are available to help you illustrate your results.

Using Add-Ins and Web Services

There are lots of ways you can use Orbis with your existing systems and workflows. Our Excel and PowerPoint Add-Ins make it simple for you to pull data into templates for quick but customised analysis and presentations.



Blend Orbis content with your data and workflow

You can integrate data from Orbis into your systems and workflow in various ways

Apps

A range of well-known software systems have Apps that easily integrate Orbis data. These include MS Dynamics, Oracle, Salesforce, SAP FSCM plus a range of professional services, CRM systems and practice management.

More Apps and plug-ins are being created all the time, so contact us to see if an App exists for a system you're interested in.

Add-Ins for Excel and PowerPoint

You can seamlessly populate templates in Excel and PowerPoint with data from Orbis. Templates can include simple data points, formulae, graphs, text fields and so on.

You can view Orbis data instantly using your scoring models, analysis or presentation methods. And you can even search for companies within Excel.

Your templates are automatically updated whenever Orbis is updated.

Web Services

We can give you access to the Bureau van Dijk Web Services Kit so you can pull data from Orbis into your existing systems.



Alternatively, our dedicated team, BvD Custom, can create bespoke solutions for you.

Enrich and refresh your data

You can include valuable data points in your systems, for example, your CRM or supplier management systems, in a way that you would never be able to collect and maintain in-house.

Your records are updated as Orbis is updated. Financials are consistent across countries and you can include information on what a company does, who owns it, and its financial strength. In fact, you have access to a vast universe of information that you can append to your records.

Credit scoring and modelling

Orbis data is popular in credit risk because the financials are consistent across borders and it has comparable financial strength indicators.

You can use the financial data to create your own credit assessments, and have greater transparency than with traditional credit scores.

Data can be included into your existing credit scoring systems, helping you create more efficient ways of assessing financial risk.

Compliance and AML research

You can take compliance-critical data points from Orbis and include them in your onboarding systems, or integrate results from our Compliance Catalyst.



Orbis in business practices

You can use Orbis across a range of business functions and platforms, as a standalone database or combined with one of our purpose built catalysts

Credit risk management

Orbis is ideal for straightforward company financial checks, or you can do more in-depth analyses and even integrate it with your own risk systems. The unique financial strength data and comparable, detailed financial reports are perfect for credit assessments across multiple countries.

Corporate finance and M&A

Orbis helps you analyse individual companies in detail and compare companies against each other. You can also build very specific searches to find potential target companies. Our M&A database, Zephyr, is integrated in Orbis, giving you exceptional coverage of deals and rumours across the world.

Procurement and supplier risk management

Orbis's standardised financial data and comparable financial strength indicators allow you to assess suppliers' financial viability across the world. PEPs and Sanctions screening helps protect your reputation.

Sales and marketing

You can research new industries and regions, create lists of target companies and enrich and refresh your CRM system through Orbis.

Transfer pricing

Orbis data is ideal for transfer pricing analysis. Its standardised reports help identify and research comparable companies. Tax authorities, consultants and corporates use Orbis.

Our range of catalysts includes:

walletsizing catalyst	credit catalyst	compliance catalyst
m&a research catalyst	procurement catalyst	tp catalyst
trade catalyst		

Compliance and due diligence

The corporate ownership information on Orbis is a key element for anti-money laundering, know-your-customer and client due diligence research.

Master data management

Orbis is ideal for enriching and refreshing in-house data. You can use the BvD ID numbers to help harmonise and enrich your existing data and resolve data legacy issues.

Academic

Universities and business schools use Orbis in their research, both for teaching and as a learning resource. Its ten-year history is a major benefit to academic researchers and we can supply more extensive historical information on demand.


Orbis is compatible with various academic access systems, protocols and subscription services.

Professional services

As well as the business functions listed above, Orbis is ideal for management consulting projects and executive search. It's also ideal for marketing your professional services to other companies.



Some of the providers we work with to create Orbis:





Contact information

Belgium

tel: 32 2 639 06 06
brussels@bvdinfo.com

Netherlands

tel: 31 (0) 20 5400 100
amsterdam@bvdinfo.com

Slovak Republic

tel: 421 2 682 86 760
bratislava@bvdinfo.com

United States

tel: 1 (212) 797 3550
newyork@bvdinfo.com

tel: 1 (415) 773 1107
sanfrancisco@bvdinfo.com

tel: 1 (312) 235-2515
chicago@bvdinfo.com

tel: 1 (202) 905 2079
washingtondc@bvdinfo.com

Argentina

tel: 54 (11) 5246 5065
buenosaires@bvdinfo.com

United Kingdom

tel: 44 (0)20 7549 5000
london@bvdinfo.com

tel: 44 (0)161 829 0760
manchester@bvdinfo.com

Italy

tel: 39 02 43 98 22 77
milan@bvdinfo.com

tel: 39 06 840 4611
rome@bvdinfo.com

Russian Federation

tel: 7 495 708 4193
moscow@bvdinfo.com

United Arab Emirates

tel: 971 4 4391703
dubai@bvdinfo.com

South Africa

tel: 27 (0) 11 881 5993
johannesburg@bvdinfo.com

Mexico

tel: 5255 3683 8080
mexico@bvdinfo.com

France

tel: 33 1 53 45 46 00
paris@bvdinfo.com

Spain

tel: 34 91 310 38 04
madrid@bvdinfo.com

Portugal

tel: 351 211 528 700
lisbon@bvdinfo.com

Austria

tel: 43 (1) 606 11 96 0
vienna@bvdinfo.com

Japan

tel: 813 5775 3900
tokyo@bvdinfo.com

China

tel: 86 10 8515 2255
beijing@bvdinfo.com

tel: 86 21 2312 7527
shanghai@bvdinfo.com

Germany

tel: 49 (69) 963 665 0
frankfurt@bvdinfo.com

Switzerland

tel: 41 44 269 85 00
zurich@bvdinfo.com

tel: 41 22 735 48 79
geneva@bvdinfo.com

Denmark

tel: 45 33 4545 20
copenhagen@bvdinfo.com

Sweden

tel: 46 8 51 51 04 80
stockholm@bvdinfo.com

Singapore

tel: 65 6496 9000
singapore@bvdinfo.com

Australia

tel: +61 (0) 2922 330 88
sydney@bvdinfo.com

South Korea

tel: 82 2 3789 6727
seoul@bvdinfo.com

